

DAC220 LED

134-1424

1/6

we-ef



Description

IP65, Class I, IK07. Marine-grade, die-cast aluminium alloy. 5CE superior corrosion protection including PCS hardware. Silicone rubber gasket. Safety glass lens, hinged. Frame with safety catch. Two cable entries. Integral EC electronic converter in thermally separated compartment. CAD-optimised optics for superior illumination and glare control. OLC® One LED Concept. Factory installed LED circuit board.

Beam Type	symmetric, wide beam [B]
------------------	--------------------------

Light Source	LED-12/24W / 700 mA - 3000 K
---------------------	------------------------------

CRI	80
------------	----

Gear Type	EC
------------------	----

Nominal Luminous Flux (lm)

LED Lumens	245.9 lm
------------	----------

LEDs	12
------	----

Total Lumens	2951 lm
--------------	---------

Tj	85 °C
----	-------

Rated Luminous Flux (lm)

LED Lumens	191.4 lm
------------	----------

Total Lumens	2297.3 lm
--------------	-----------

Ta	25 °C
----	-------

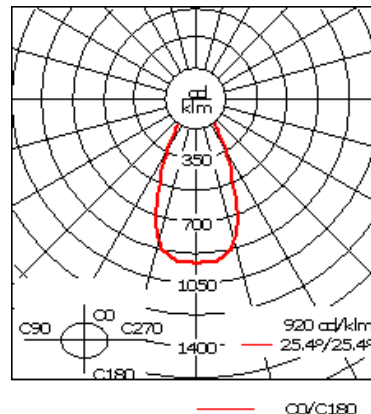
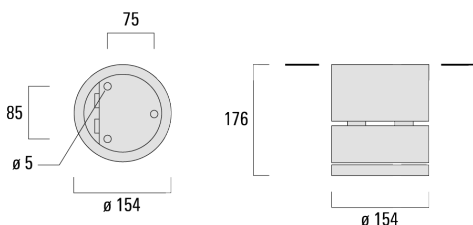
Rated Input Power	28 W
--------------------------	------

DAC220 LED

134-1424

2/6

we-ef



Material Specification

Body:	Marine-grade die-cast aluminium alloy
Weight (kg):	2.90
Lens:	Safety glass lens, hinged
Colours:	<ul style="list-style-type: none">■ RAL9004 Signal black■ RAL9006 White aluminium■ RAL9007 Grey aluminium■ RAL7016 Anthracite grey■ RAL9016 Traffic white
Gasket:	Silicone rubber gasket
Fasteners:	PCS Polymer Coated Stainless Steel Hardware
Ingress protection:	IP65
Impact protection:	IK07
Corrosion protection:	5CE
Surge protection:	1/2 kV

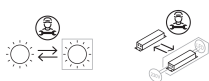
Electrical Specification

Power supply:	220-240V / 50-60 Hz
Driver / Ballast:	Standard - optional DALI version available
Cable:	Two cable entries

Lifetime

Ta=25° L90B10 > 90000h

LED and LED driver can be exchanged by qualified personnel.



DAC220 LED

134-1424

3/6

we-ef

Optical Accessories

Flood lens

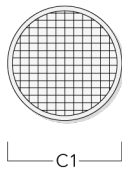
Broadens light distribution in all planes. Does not fit in combination with [B] lens.

■ IO-360-DAC/DOC220-LED

134-1440

C1

105



Honeycomb louvre

Honeycomb louvre, matt black Teflon® coated. For luminaires equipped with [M] [EE] [EES] light distribution.

DAC220 LED

134-1424

4/6

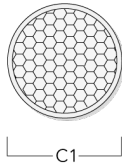
■ IW-DAC/DOC220-LED



C1

134-1444

105



Linear spread lens

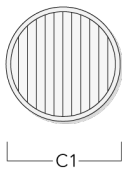
Broadens light distribution in one plane only. Does not fit in combination with [B] lens.

■ IO-180-DAC/DOC220-LED

C1

134-1381

105



DAC220 LED

134-1424

5/6

we-ef

Wallwash lens

Specifically developed for the lighting of architectural surfaces, in combination with WE-EF [M] symmetric medium beam LED optics.

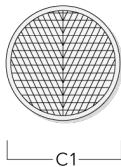
Luminaires fitted with the IO-20 wallwash lens are typically positioned at $0.125 \times h$ away from the target surface and spaced up to $1.75 \times d$ apart: h = height of wall/target surface $d = 0.125 \times h$ = distance from the wall/target surface $s = 1.75 \times d$ = spacing between luminaires The IO-20 LED wallwash lens is factory-installed within the luminaire. The factory-sealed qualities and advantages of the luminaire are fully maintained. Not separately available.

■ IO-20-WW-DAC/DOC220-LED

C1

134-1491

105



DAC220 LED

134-1424

6/6

we-ef

Control

DALI interface

The luminaire is equipped with a DT6 Dali driver (Dali 2.0). Dali 2.0 - Application controllers and Input devices defined - Single-masters and multi-masters allowed - Event priorities defined - Separate addressing & grouping from control gear Note: Mixing Dali 1 and Dali 2.0 drivers can cause problems because the addressing and the command scope has changed!

■ DALI interface

430-0013